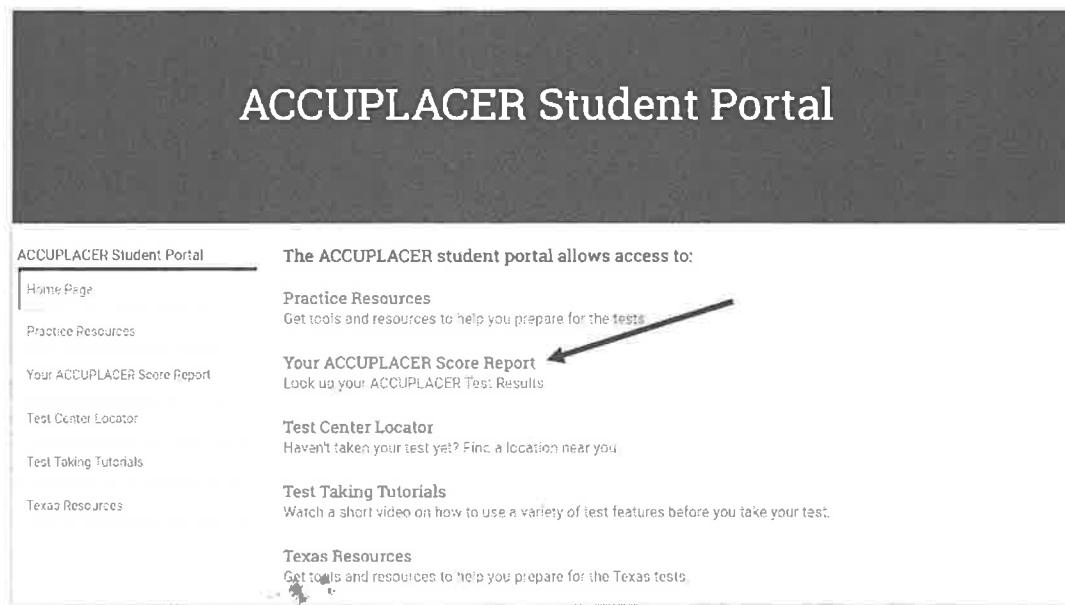


Steps to Access Your Test Scores from the Student Portal


The ACCUPLACER Student Portal allows you to review your test scores, reprint your Individual Score Report (ISR), and send your scores to other institutions. **Note:** If you did not enter an email address when you tested, you will not be able to access your report. Please contact the institution where you tested for your score report.





1. Go to <https://studentportal.accuplacer.org/> to access the ACCUPLACER Student Portal. From the list of options, click "Your ACCUPLACER Score Report."




2. On the "Find Your Test Results" screen, enter the same information you did when you took your test, then select the "Search" button. When choosing your Student Institution, remember that you may have tested for a college in your area even though you tested at your high school. Select the institution you tested for, rather than the testing location (if different).

All fields are **required** and refer to where you took the test.

 Find your Test Results

Student ID	First Name	Last Name	Date of Birth
Test1234	Test	Taker	07/01/1992 
Institution Country	Institution State	Student Institution	
United States 	New Jersey 	Ocean County College 	
	Texas	San Angelo ISD	
		Reset	Search

3. You will see a screen confirming that your test results were found. The "Search Result" screen will show you the email address you entered when you tested. Click the "Send Reports" button to receive an email with a link to your Individual Score Report.

 Search Result

A link to your test results will be emailed to you.

Student email found.

Send results to tes*****@gmail.com



Need help viewing your scores? Get Support

Send Reports

4. After you send the reports, an email with the subject "Your ACCUPLACER Test Results" will be in your inbox. If it is not in your inbox, please check your spam folder. In your email, select the "View ISR" button to retrieve your ISR.




Your ACCUPLACER Test Results

Inbox x

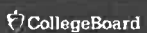
 

ACCUPLACER <NoReply@accuplacer.info>

10:21 AM (3 hours ago)

to me ▾

 **ACCUPLACER**

Hello Test Taker,

Click on the link below to access your ACCUPLACER Individual Score Report (ISR) from Ocean County College.

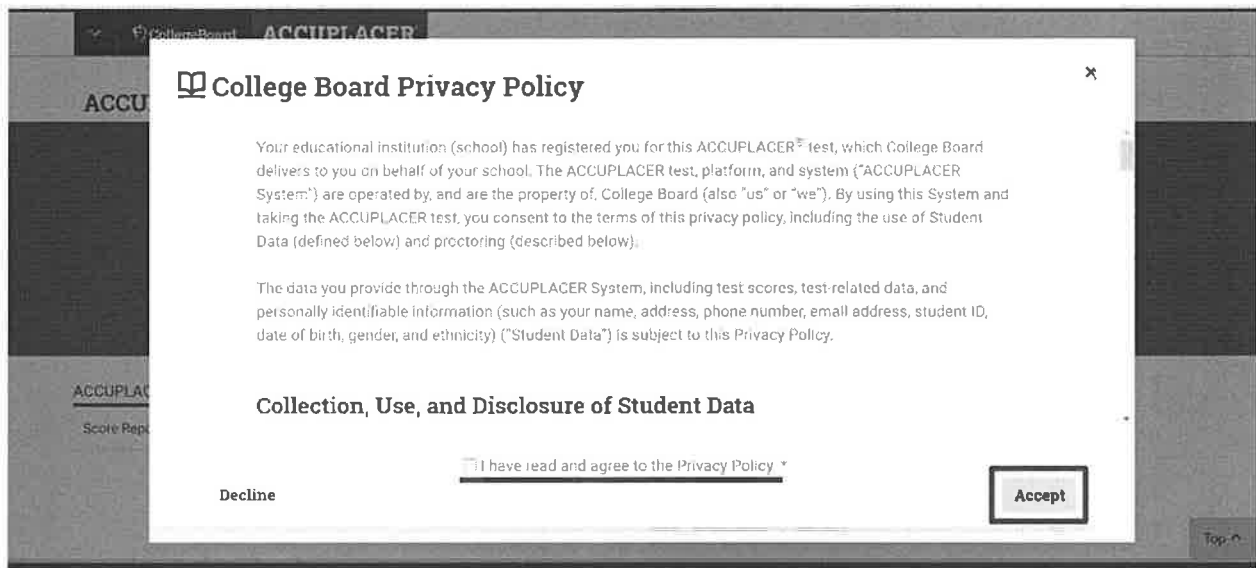
If you have any questions about your score report, please talk to your advisor or testing center staff.

View ISR

Thank you.

ACCUPLACER Program

- Before retrieving your ISR, you will see the College Board Privacy Policy. If you agree to the Privacy Policy, check the "I have read and agree to the Privacy Policy" box, then click the "Accept" button. **Note:** You will not be able to access your ISR without accepting this privacy policy.



- You will see a list of all your tests sessions along with the date and your scores. If you have tested more than once, you will see an entry for each session. To view or print your ISR, select the "View Complete Report" button.


Score Reports

This is not an official copy of your score report.

Student Information

Test Taker
Student Id: Test1234
Date of Birth: 07/01/1992
Institution: Ocean County College

Latest Test Result


 **Arithmetic**

Scores

Arithmetic : 215

[Share Score Report](#) ☒

Exnum: 36697147 Test Completed: 12/08/2020

[View Complete Report](#) 

Your ISR will then be visible to save or print. Below is an example.

CollegeBoard

ACCUPLACER

Student Name: Test Taker
Student ID: Test1234
Supplemental Student ID: N/A

Individual Score Report

Date of Birth
07-01-1992

Major/Program Name
—Combined—

Date of Testing
12-08-2020

Administered By
LJ P

Site Name
Ocean County College Main Campus

Voucher Number
PA-71734-FH

Message from the Institution
Placement into English and Math classes may be changed at the discretion of Faculty

Time Record

Test Session Started	Test Session Ended	Total Time
12-08-2020 11:42 AM EST	12-08-2020 11:46 AM EST	00h 04min 30s

Individual Test Time on ISR

Test Name	Test Session Started	Test Session Ended	Total Time
Arithmetic	12-08-2020 11:42 AM EST	12-08-2020 11:46 AM EST	00h 04min 30s

Test Results

Test Name	Claim	Score
Arithmetic	9 0057	215



- To send your scores to other institutions, select the "Share Score Report" button.

Score Reports

This is not an official copy of your score report.

Student Information

Test Taker

Student Id: Test1234

Date of Birth: 07/01/1992

Institution: Ocean County College

Latest Test Result



Arithmetic

Scores

Arithmetic : 215

Share Score Report ☒

Exnum: 36697147 Test Completed: 12/08/2020

View Complete Report

8. On the “Share Individual Score Report” window, use the Institutions dropdown menu to choose up to 3 institutions to send your scores to, then click the “Submit” button. If you wish to send your scores to additional institutions, complete the process again. Note: Not all institutions accept scores for tests taken at another school; only schools listed in the drop-down menu have agreed to receive scores through the Student Score Share function in the Student Portal.

ACCUPLACER Student Portal

Score Reports

This is not an official copy of your score report.

Share Individual Score Report

You may select a maximum of three institutions at a time.

* Institution(s)

Austin Community College ~

Follow up with each institution to confirm your scores were received.

Submit

Exam ID: 88997147 | Test Completed: 12/08/2020

View Complete Report

Previous Test Results